



# Accelerating together sustainable food needs by embracing next generation (non-animal) food safety testing methods.

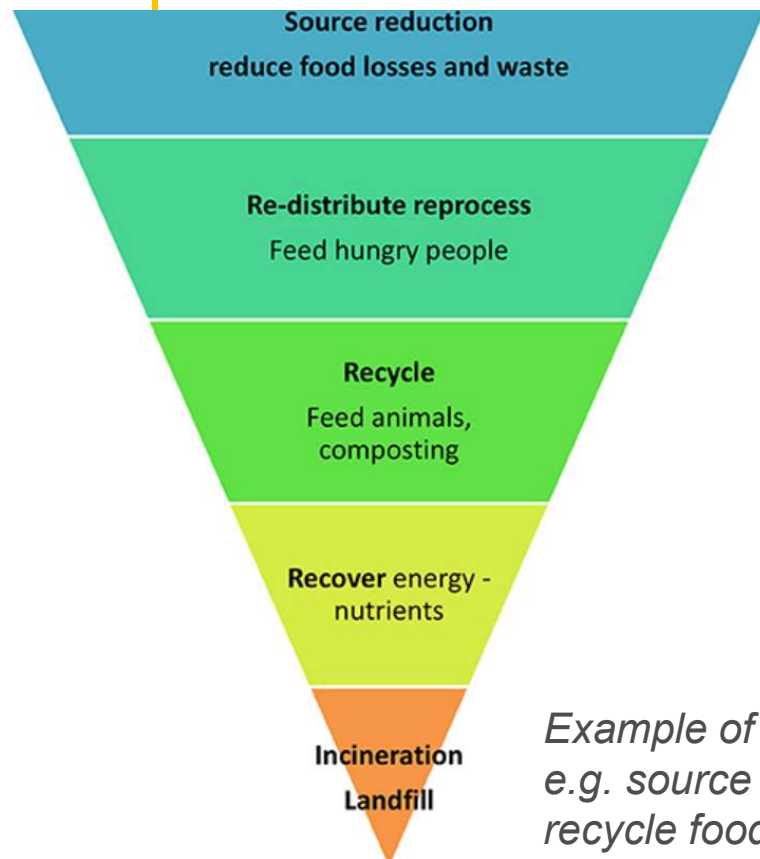
Sandra Coecke et al.,  
European Commission Joint Research Centre, Ispra, Italy  
*Horizontal Team Leader F2F Methods and Models for One Health*



***FoodSafety4EU pre-forum workshop***

*December 15, 2021*

# Accelerating together sustainable food needs



- United Nations sustainable development goals: eradication of hunger.
- Feed 10 billion persons 2050: CRITICAL are the trade-offs between
  1. food sustainability,
  2. food security,
  3. food safety
- and make better use of food already produced.

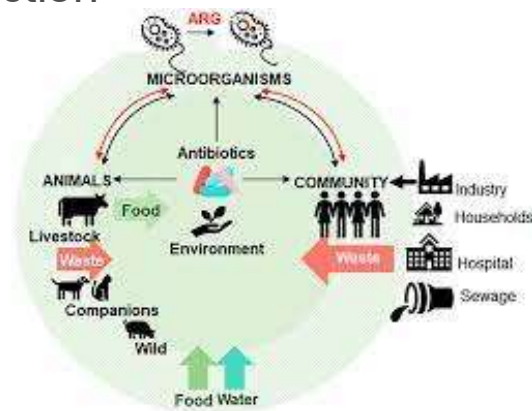


*Example of a hierarchy of strategies for reducing food losses e.g. source reduction, reusing or reprocessing surplus foods, recycle food as feed for animals, recover the energy as biofuels, nutrients as compost, or raw materials for industry, while as last resorts one may consider recovering the energy by incineration or dumping as garbage in landfills.*

<https://www.frontiersin.org/articles/10.3389/fsufs.2020.00016/full>

# Accelerating together sustainable food needs

In this regard our FUTURE trade-offs need to be informed by the PAST lessons LEARNED from the use of antimicrobials to e.g. intensify food production and contain microorganism and from the outbreak of bovine spongiform encephalopathy (BSE) in terms of circular food production



antibiotics



Review

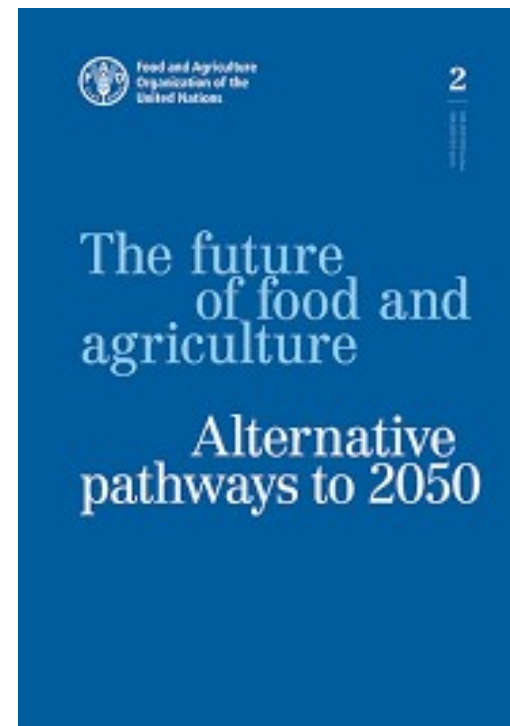
## Antibiotics in Food Chain: The Consequences for Antibiotic Resistance

Shashi B. Kumar, Shanvanth R. Arnipalli and Ouliana Ziouzenkova \*


Department of Human Sciences, The Ohio State University, Columbus, OH 43210, USA; kumar.864@osu.edu (S.B.K.); arnipalli.1@buckeyemail.osu.edu (S.R.A.)

\* Correspondence: ziouzenkova.1@osu.edu

Received: 19 August 2020; Accepted: 8 October 2020; Published: 13 October 2020



# Embracing next generation (non-animal) food safety testing models and methods for one health



Circular food production systems will contribute to future sustainable food but: A sustainable future requires control of pathogens by other means since it is critical to avoid that cycles of nutrients become cycles of pathogens and/or hazards -> new generation of antimicrobials e.g. essential oils

Solutions to sustainability and food security should integrate **feed and food safety** considerations from the start:  
**NEW Approach Methods (NAMs) and Models**







## Food Safety

Directorate-General for Health and Food Safety (DG SANTE)



Safety



Animals



Plants

SAVE THE DATE!

2022  
EU CONFERENCE

**one**

HEALTH • ENVIRONMENT • SOCIETY

21-24 JUNE 2022 - Brussels and online

[One2022.eu](https://one2022.eu)



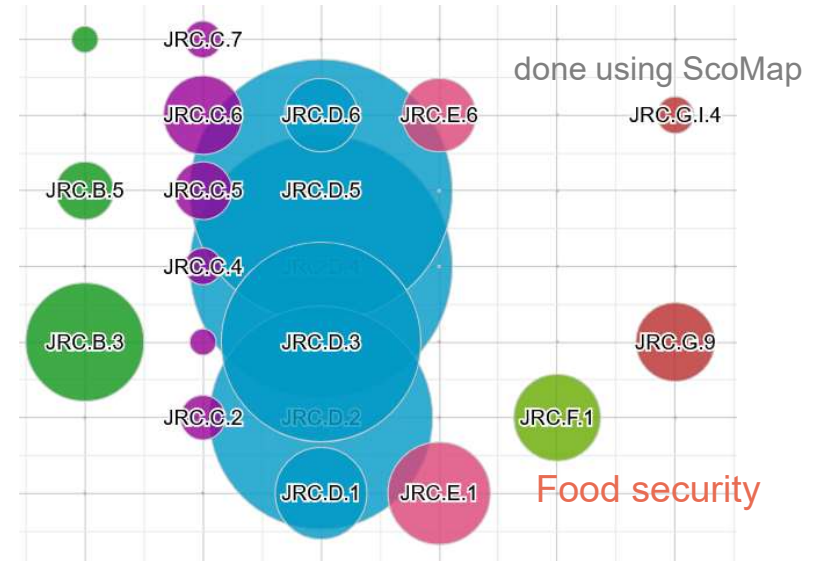
# Accelerating together

- JRC.F – Food Health and Reference Materials
- JRC.B – Growth and Innovation
- JRC.C – Energy, Transport and Climate
- JRC.D – Sustainable Resources
- JRC.E – Space, Security and Migration
- JRC.I – Competences
- JRC.H – Knowledge Management
- JRC.G – Nuclear Safety and Security

Food safety



done using ScoMap

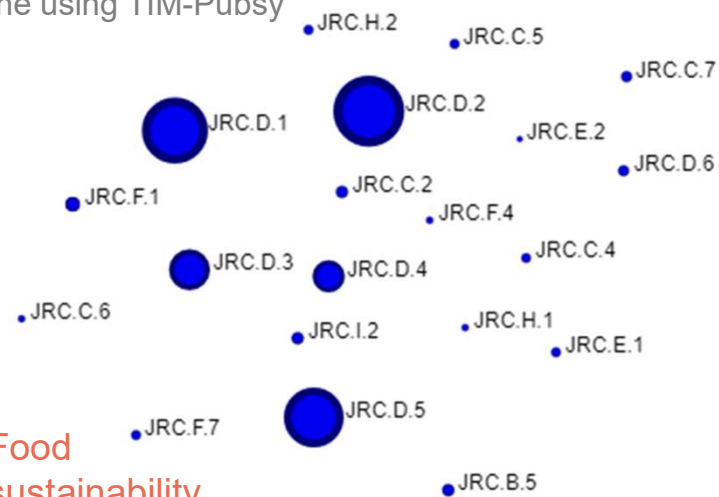


done using TIM-Pubsy

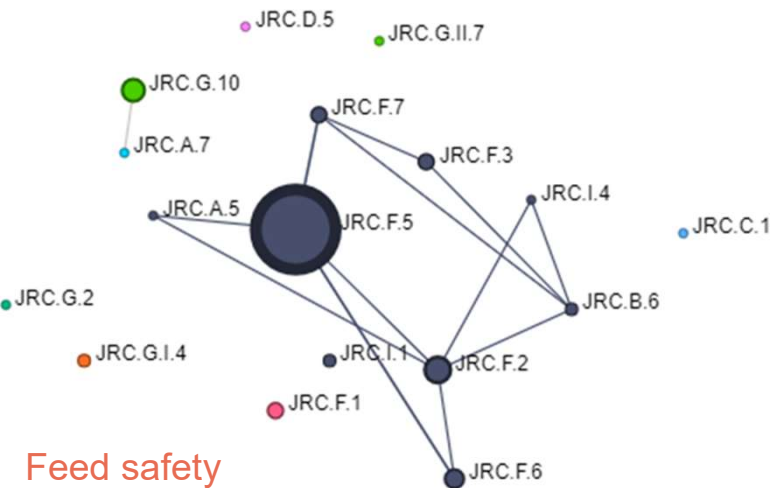
JRC sites



Food sustainability



done using TIM-Pubsy




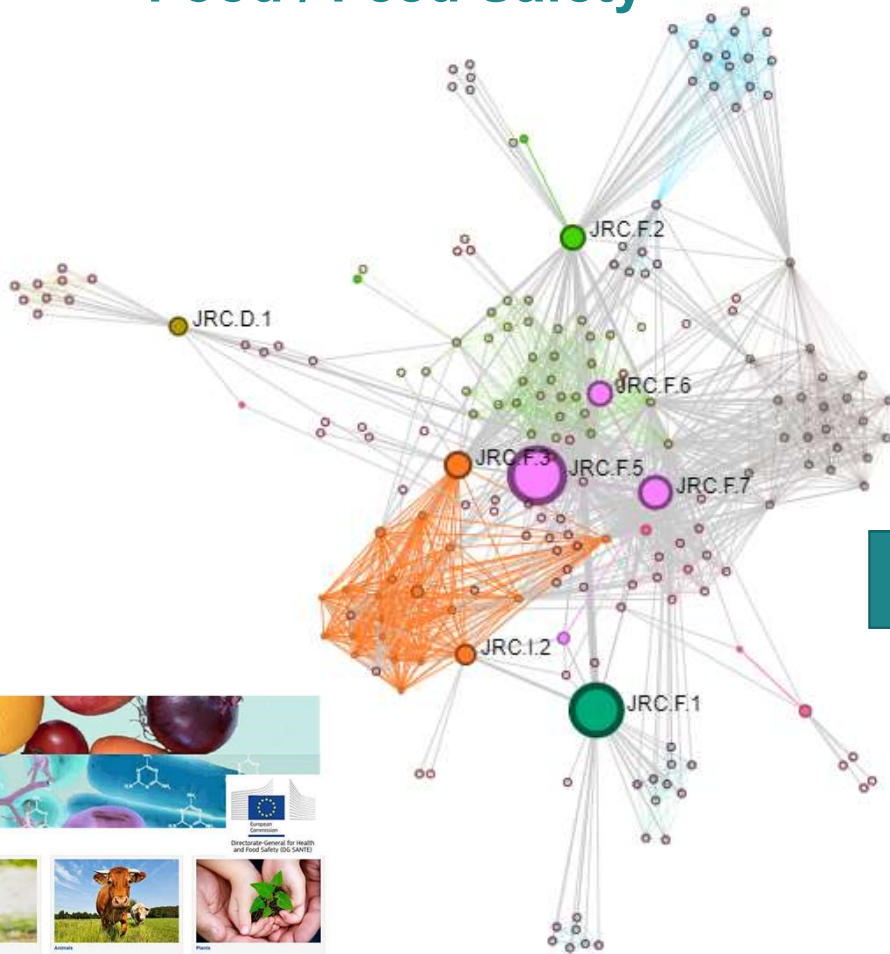
Source: F7 Amalia.MUNOZ-PINEIRO (based on in-house JRC KM tools)

# Accelerating together feed and food safety needs

Overall view of network of collaborators of ECJRC units working on

## Food / Feed Safety

Zooming in and filtering most collaborations on the topic



Source: F7 Amalia.MUNOZ-PINEIRO (based on in-house JRC KM tools)





# Sustainable Food Needs / Food Safety

*Relevant EU Policies; EU General Food Law and related risk-based food safety regulatory frameworks; The EU Green Deal; Farm to Fork strategy; Biodiversity strategy; Strategy for sustainable Chemicals; Common agricultural policy (CAP); EU consumer policy; EU environment policy; EU global food security*

revealed that the key drivers with impact in Food Safety are:

1. Climate change,
2. Changes in food and farming systems;
3. Rapid technological advancements and emerging technologies;
4. Assessment of new technologies;
5. The current COVID-19 pandemic
6. **Integration and improving hazard and risk assessment methodologies -> NAMs**

NAMs are essential in the processes of risk assessment and risk evaluation, especially the processes surrounding the new generation of genetically modified foods and new anti-microbials and new types of feed and food exponentially introduced in the food supply chain.



In Europe, the Regulation (EU) 2019/1381, published on the 6th September 2019, aims to improve the transparency and sustainability of the EU risk assessment in the food chain by amending the General Food Law Regulation (EC 178/2002) and a number of other regulations related to the food sector.

This Regulation is introduced as a response to the Fitness Check of the General Food Law Regulation as well as a response to public concerns expressed by a European Citizens' Initiative on glyphosate and pesticides.

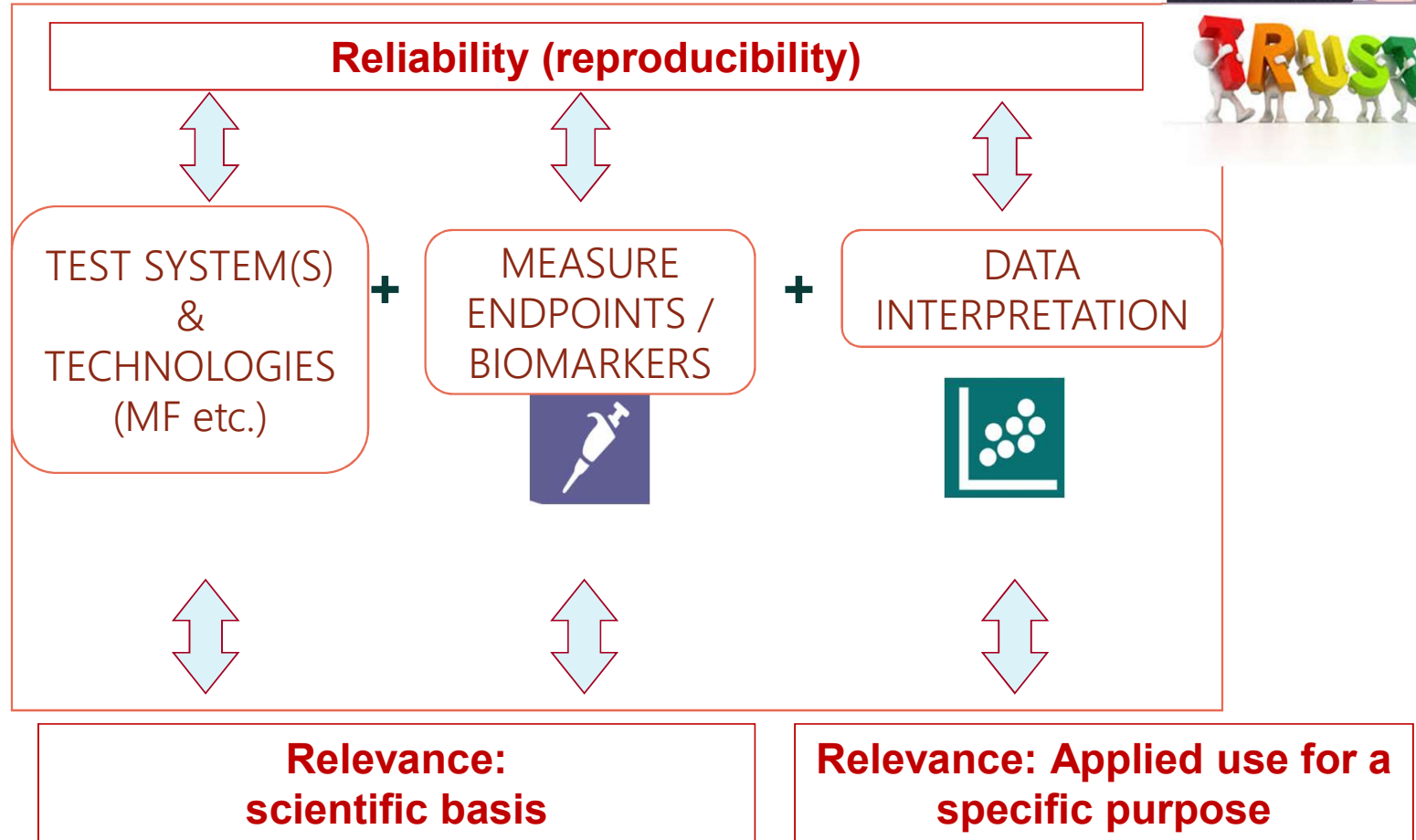


# FOOD SAFETY TESTING NAMs NEEDS

## human cell/tissues

1. Feed Additives
2. Flavouring substances
3. Food additives
4. Food contact materials
5. Food enzymes
6. GMO
7. Health Claims
8. Infant/Follow-on formulae
9. Novel foods
10. Pesticides

## Human relevant in vitro mechanistic methods



The pharmaceutical, cosmetics and chemical industries are working on NAMs development but still lots of work to do: an old and recent example

toxicological decision-making & toxicity testing needs continued innovation



Pharmacology **Review**


Pharmacology 2014;94:60-70  
DOI: 10.1159/000366164

Received: June 20, 2014  
Accepted after revision: July 27, 2014  
Published online: September 2, 2014

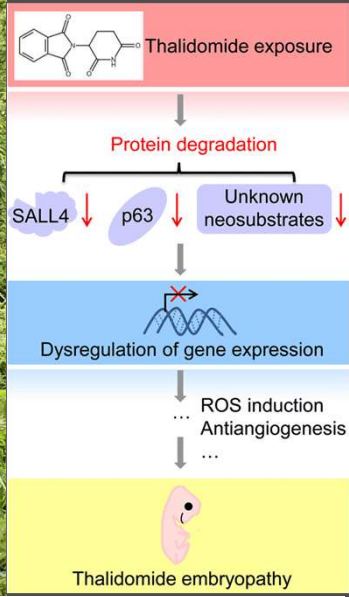
### Montelukast-Induced Adverse Drug Reactions: A Review of Case Reports in the Literature

Gioacchino Calapai<sup>b</sup> Marco Casciaro<sup>a</sup> Marco Miroddi<sup>b</sup> Fabrizio Calapai<sup>b</sup>  
Michele Navarra<sup>c</sup> Sebastiano Gangemi<sup>a, d</sup>

<sup>a</sup>School and Division of Allergy and Clinical Immunology, at <sup>b</sup>Department of Clinical and Experimental Medicine, and <sup>c</sup>Department of Drug Sciences and Health Products, University of Messina, and <sup>d</sup>Institute of Clinical Physiology (IFC), Consiglio Nazionale delle Ricerche (CNR), Messina Unit, Messina, Italy



Thalidomide (immunomodulator) Teratogenicity



Sandra & Silvia  
adverse drug reaction survivors  
30 May 2021 near Uscio, Italy



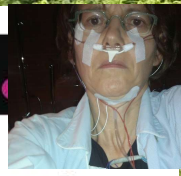
**PRP** Pharmacology Research & Perspectives

ORIGINAL ARTICLE

### Adverse drug reactions of montelukast in children and adults

Meindina G. Haarman<sup>1</sup>, Florence van Hunsel<sup>2</sup> & Tjalling W. de Vries<sup>3</sup>

<sup>1</sup>Department of Pediatric Cardiology, Center for Congenital Heart Diseases, Beatrix Children's Hospital, University Medical Center Groningen, The Netherlands  
<sup>2</sup>Netherlands Pharmacovigilance Center Lareb, Den Bosch, The Netherlands  
<sup>3</sup>Department of Pediatrics, Medical Center Leeuwarden, Leeuwarden, The Netherlands



**ASPET** THE JOURNAL OF PHARMACOLOGY AND EXPERIMENTAL THERAPEUTICS

Home Articles Information Editorial Board Alerts Virtual Issues Feedback

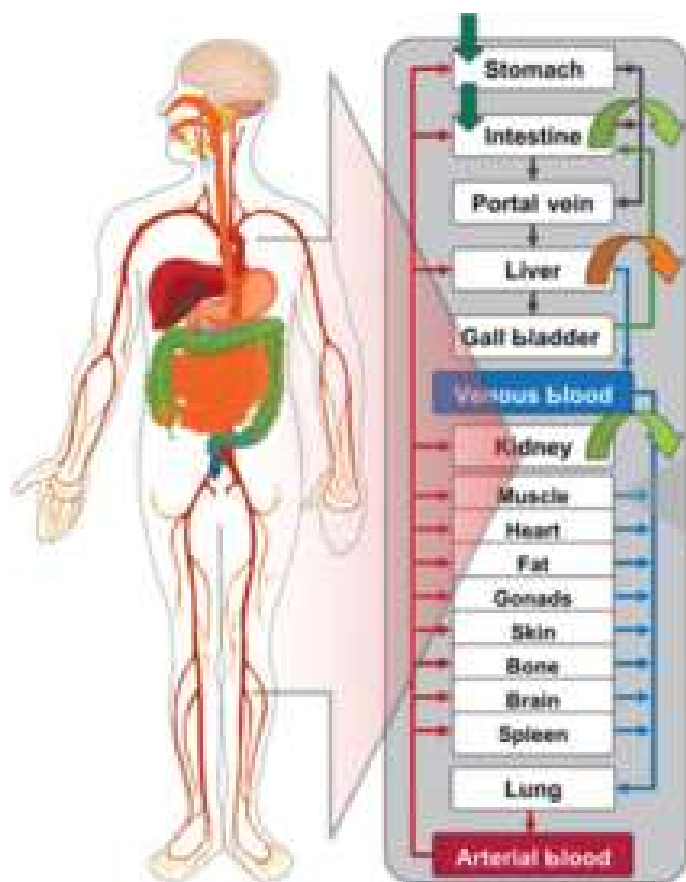
Research Article | ABSORPTION, DISTRIBUTION, METABOLISM, AND EXCRETION

### Metabolism of Thalidomide in Liver Microsomes of Mice, Rabbits, and Humans

Jun Lu, Nuala Helsby, Brian D. Palmer, Malcolm Tingle, Bruce C. Baguley, Philip Kestell, and Lai-Ming Ching  
Journal of Pharmacology and Experimental Therapeutics August 2004, 310 (2) 571-577; DOI: https://doi.org/10.1124/jpet.104.067793

S. COECKE diagnosis: Montelukast 10 mg, 2009-2015, immunomodulator, anti-leukotriene (asthma) adverse effect with multi-organ and multi-system failure

# Integration and improving hazard and risk assessment methodologies -> NAMs



Toxicology 332 (2015) 8–19

Contents lists available at ScienceDirect

**Toxicology**

journal homepage: [www.elsevier.com/locate/toxicol](http://www.elsevier.com/locate/toxicol)

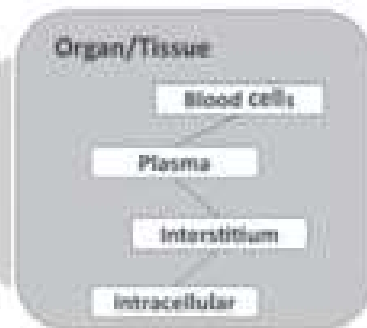
Biotransformation *in vitro*: An essential consideration in the quantitative *in vitro*-to-*in vivo* extrapolation (QIVIVE) of toxicity data

Iwona Wilk-Zasadna<sup>a</sup>, Camilla Bernasconi<sup>a</sup>, Olavi Pelkonen<sup>b</sup>, Sandra Coecke<sup>a,\*</sup>

<sup>a</sup>Systems Toxicology Unit/ELSI, ECVM, Institute for Health and Consumer Protection, European Commission Joint Research Centre, Ispra, Varese I-21027, Italy

<sup>b</sup>Department of Pharmacology and Toxicology, Institute of Biomedicine, University of Oulu, Oulu, Finland

CrossMark



PESTICIDES	ANTIMICROBIALS
<p>50%</p>	<p>50%</p>
Reduce the overall use and risk of chemical and hazardous pesticides	Reduce sales of antimicrobials for farmed animals and aquaculture


**Dynamics:** What chemicals e.g. pesticides, microplastics, pathogens do to the human body

**Kinetics:** What the human body does to chemicals, microplastics, pathogens

[https://www.jpharmsci.org/article/S0022-3549\(15\)30247-1/fulltext](https://www.jpharmsci.org/article/S0022-3549(15)30247-1/fulltext)

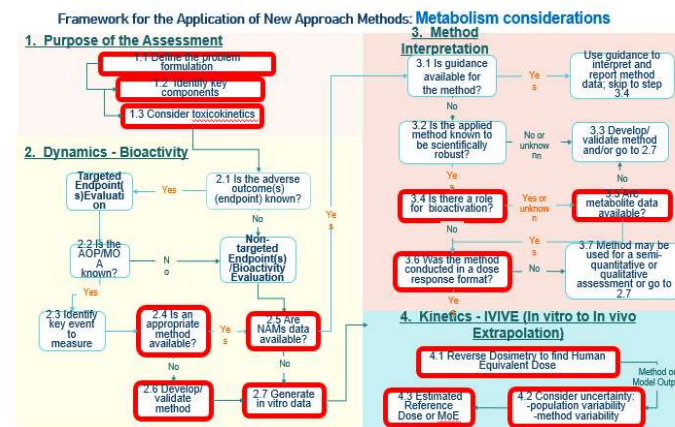


# Need for FS NAMs Framework



A Future Framework for Application of *In Vitro* Metabolism and QIVIVE Models to Inform **Chemical** Risk Assessment

*Esther Haugabrooks, Sandra Coecke, Xiaoqing Chang, Kelly Magurany, Sue Marty, Rebecca Clewell*





APPROVED: 20 March 2020

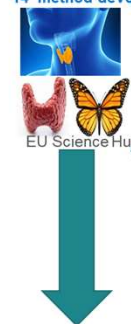
doi: 10.2903/j.efsa.2020.6088

## Cumulative dietary risk characterisation of pesticides that have chronic effects on the thyroid

European Food Safety Authority (EFSA),  
Peter S Craig, Bruno Dujardin, Andy Hart, Antonio F Hernandez-Jerez,  
Susanne Hougaard Bennekou, Carsten Kneuer, Bernadette Ossendorp, Ragnor Pedersen,  
Gerrit Wolterink and Luc Mohimont

EU and global Experimental Capacity building

14 method developers



18+NAMs Methods

<https://ec.europa.eu/jrc/en/eurl/ecvam/alternative-methods-toxicity-testing/eu-netval>



15 EU-NETVAL labs Thyroid 35 TOTAL  
<https://ec.europa.eu/jrc/en/eurl/ecvam/alternative-methods-toxicity-testing/eu-netval>

European member states, organisations experts, invest in method validation



The European Commission Joint Research Centre's European Union Reference Laboratory for alternatives to animal testing in collaboration with European Union Network of Laboratories for the Validation of Alternative Methods (total 35) has launched a validation study to assess 17-mechanistic methods to detect chemicals that may interact with the thyroid hormone system.



APPROVED: 24 April 2020

doi:10.2903/sp.efsa.2020.EN-1836

## Outcome of the public consultation on draft scientific report on the cumulative dietary risk characterisation of pesticides that have chronic effects on the thyroid

European Food Safety Authority (EFSA)

ADOPTED: 26 June 2019

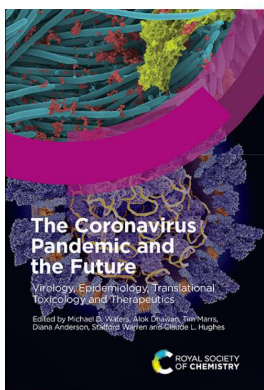
doi: 10.2903/j.efsa.2019.5800

## Establishment of cumulative assessment groups of pesticides for their effects on the nervous system

European Food Safety Authority (EFSA),  
Federica Crivellente, Andy Hart, Antonio F Hernandez-Jerez, Susanne Hougaard Bennekou,  
Ragnor Pedersen, Andrea Terron, Gerrit Wolterink and Luc Mohimont

### Abstract

Cumulative assessment groups of pesticides have been established for five effects on the nervous system: brain and/or erythrocyte acetylcholinesterase inhibition, functional alterations of the motor, sensory and autonomic divisions, and histological neuropathological changes in neural tissue. Sources of uncertainties resulting from the methodological approach and from the limitations in available data and scientific knowledge have been identified and considered. This report supports the publication of a scientific report on cumulative risk assessment to pesticides affecting the nervous system, in which all uncertainties identified for either the exposure assessment or the establishment of the cumulative assessment groups are incorporated into a consolidated risk characterisation.



## NAM

*Methods are key components in any framework for the application of animal free new approach methods*

*Assessing SARS-CoV-2*

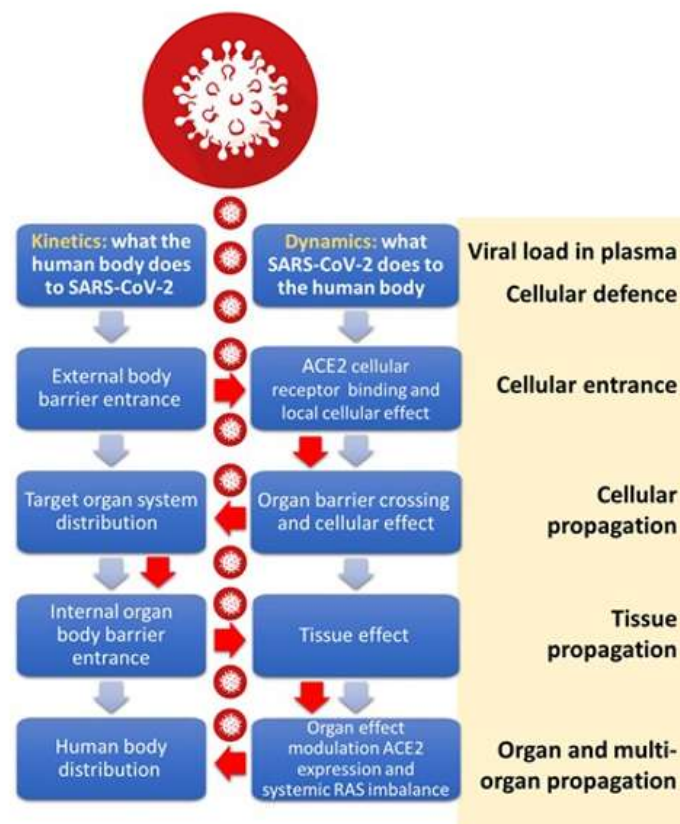
Or any other food and feed related pathogens and their effect on animal or human health

THE CORONAVIRUS PANDEMIC AND THE FUTURE

# Knowledge from human relevant cell, tissue and mathematics-based methods as key tools for understanding COVID-19

BY SANDRA COECKE, AMALIA MUNOZ, VITO D'ALESSANDRO, FRANCESCA DE BERNARDI, PIETRO ROMEO, FELIPE TORRES, GEORGINA HARRIS AND SURAT PARVATAM | 20 MAY 2021

Diagnostic tools, preventive and curative strategies will be possible using knowledge from the new generation of in vitro and in silico methods and related technologies



Open Source on-line Chemistry World Web side : This article publicly available is on the Chemistry World web together with other chapters (you need a registration to have free access just with mail and PW) Link below as Chapter 18 <https://www.chemistryworld.com/the-coronavirus-pandemic-and-the-future/knowledge-from-human-relevant-cell-tissue-and-mathematics-based-methods-as-key-tools-for-understanding-covid-19/4013732.article>

Besides the web version the chapter will be together with all the other chapters a reference book on COVID 19 for the global population published by Chemistry world with ISBNs for the hard copy book 978-1-83916-306-7 and and e-book, which are 978-1-83916-364-7

[https://books.google.nl/books/about/The\\_Coronavirus\\_Pandemic\\_and\\_the\\_Future.html?id=vNINzqEACAAJ&source=kp\\_book\\_description&redir\\_esc=y](https://books.google.nl/books/about/The_Coronavirus_Pandemic_and_the_Future.html?id=vNINzqEACAAJ&source=kp_book_description&redir_esc=y)

AVAILABLE FROM APRIL 2022





# Essential oils: The case of Alpha-Pinene: antimicrobial activities

## $\alpha$ PN rates among the most important monoterpenes of human exposure



WHO FOOD  
ADDITIVES  
SERIES: 54



EFSA (2011) EFSA panel on food contact materials, enzymes, flavourings and processing aids (CEF).

Consideration of aliphatic and alicyclic and aromatic hydrocarbons evaluated by JECFA (63<sup>rd</sup> meeting) structurally related to aliphatic and aromatic hydrocarbons evaluated by EFSA in FGE.25Rev2. EFSA J 9(6:2178):69. doi:10.2903/j.efsa.2011.2178

SCIENTIFIC OPINION

Adopted 2015

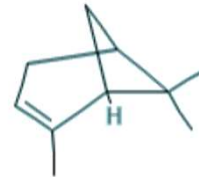


ADOPTED: 1 December 2015  
doi:10.2903/j.efsa.2016.4339

PUBLISHED: 05 January 2016

**Safety and efficacy of eight compounds belonging to chemical group 31 (aliphatic and aromatic hydrocarbons) when used as flavourings for all animal species and categories**

**EFSA Panel on Additives and Products or Substances used in Animal Feed (FEEDAP)**



The FEEDAP Panel concluded that: E-pinene, D-pinene, E-caryophyllene, myrcene, camphene, E-ocimene and  $\delta$ -3-carene are safe at the proposed maximum dose level (5 mg/kg complete feed) for all animal species, except myrcene and  $\beta$ -ocimene when 4 mg/kg would apply for cats. For valencene, the calculated safe use level is 1.5 mg/kg complete feed for cattle, salmonids and non-food producing animals, and 1.0 mg/kg complete feed for pigs and poultry. No safety concern would arise for the consumer from the use of these compounds up to the highest safe levels in feeds. The Panel is unable to conclude on user safety in the absence of specific data.

Safety evaluation of certain food additives

Common Name: **alpha-PINENE**

Synonyms: 2-Pinene; Cyclic Dexamdiene

Chemical Name: Bicyclo[3.1.1]Hept-2-ene, 2,6,6-Trimethyl-

Date: August 2008

Revision: April 2017

CAS Number: 80-56-8

RTK Substance Number: 0052

DOT Number: UN 2368

**EMERGENCY RESPONDERS >>>> SEE BACK PAGE**

### Hazard Summary

Hazard Rating	NJDOH	NFPA
HEALTH	-	1
FLAMMABILITY	-	3
REACTIVITY	-	0

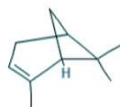
FLAMMABLE  
POISONOUS GASES ARE PRODUCED IN FIRE  
CONTAINERS MAY EXPLODE IN FIRE

Hazard Rating Key: 0=minimal; 1=slight; 2=moderate; 3=serious; 4=severe

### Reasons for Citation

- ▶ **alpha-Pinene** is on the Right to Know Hazardous Substance List because it is cited by ACGIH, DOT and NFPA.
- ▶ This chemical is on the Special Health Hazard Substance List.

# The case of Alpha-Pinene *cont.*



Industrial Crops & Products 124 (2018) 643–652

## Differences in essential oil yield, composition, and bioactivity of three juniper species from Eastern Europe

T. Radoukova<sup>a</sup>, V.D. Zheljaskov<sup>b,\*</sup>, I. Semerdjieva<sup>c</sup>, I. Dincheva<sup>d</sup>, A. Stoyanova<sup>e</sup>, M. Kačaniová<sup>f,g</sup>, T. Marković<sup>h</sup>, D. Radanović<sup>h</sup>, T. Astatkie<sup>i</sup>, I. Salamon<sup>j</sup>

<https://www.sciencedirect.com/science/article/pii/S0926669018307064>



Toxicology and Applied Pharmacology 418 (2021) 115496

## Toxicokinetic evaluation of the common indoor air pollutant, $\alpha$ -pinene, and its potential reactive metabolite, $\alpha$ -pinene oxide, following inhalation exposure in rodents

Suramyia Waidyanatha<sup>a,\*</sup>, Michael Hackett<sup>b</sup>, Sherry R. Black<sup>c</sup>, Mathew D. Stout<sup>a</sup>, Timothy R. Fennell<sup>c</sup>, Melanie R. Silinski<sup>c</sup>, Scott L. Watson<sup>c</sup>, Joseph Licause<sup>c</sup>, Veronica G. Robinson<sup>a</sup>, Barney Sparrow<sup>b</sup>, Reshan A. Fernando<sup>c</sup>, Stephen Cooper<sup>c</sup>, Cynthia V. Rider<sup>a</sup>

<https://www.sciencedirect.com/science/article/abs/pii/S0041008X21001034>

## IMAP Group Assessment Report, Australia , 2020

This group assessment contains chemicals related to alpha-pinene. Three of the chemicals in this group are: alpha-pinene (unspecified isomer) (CAS No. 80-56-8), the (1S,5S)- or (-)-alpha-pinene (CAS No. 785-26-4) isomer and the (1R,5R)- or (+)-alpha-pinene isomer (CAS No. 7785-70-8). They are closely structurally-related and are expected to have similar . The chemicals are naturally-occurring and the racemic mixture of both enantiomers does not occur in nature. In this assessment, 'alpha-pinene', refers to the unspecified isomer, unless stated otherwise. This assessment also includes the chemical 'oil of turpentine, alpha-pinene fraction' (CAS No. 65996-96-5). This chemical is the distillation fraction of turpentine oil containing >80 % alpha-pinene . While this fraction is expected to also contain small amounts of the other terpene hydrocarbons in turpentine (beta-pinene, delta-3-carene, camphene, terpinolene, carene and limonene), its toxicological profile is expected to be closely related to that of alpha-pinene (CAS No. 80-56-8)

Phytotherapy Research

Volume 28, Issue 9

September 2014

Pages 1284-1287

Research Article

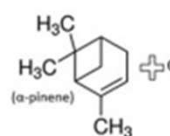
## Daily Inhalation of $\alpha$ -Pinene in Mice: Effects on Behavior and Organ Accumulation

Tadaaki Satou<sup>a</sup>, Hikaru Kasuya<sup>a</sup>, Kazumi Maeda<sup>a</sup>, Kazuo Koike<sup>a</sup>

First published: 26 December 2013 | <https://doi.org/10.1002/ptr.5105> | Citations: 28

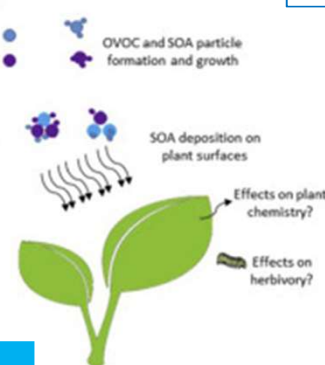
Archives of Toxicology 91, 677–687 (2017)

<https://www.mdpi.com/2218-273X/9/11/738>



Human metabolism of  $\alpha$ -pinene at metabolite kinetics after oral administration

Lukas Schmidt & Thomas Göen



Environmental Pollution

Volume 263, Part B, August 2020, 114437

Deposition of  $\alpha$ -pinene oxidation products on plant surfaces affects plant VOC emission and herbivore feeding and oviposition  $\star$

biomolecules

Therapeutic Potential of  $\alpha$ - and  $\beta$ -Pinene: A miracle Gift of Nature

Biomolecules, 2019 Nov; 9(11): 738.

[10.3390/biom9110738](https://doi.org/10.3390/biom9110738)



Comparative Biochemistry and Physiology Part C: Pharmacology, Toxicology and Endocrinology

Volume 124, Issue 3, November 1999, Pages 239-246

Induction of xenobiotic metabolising enzymes in the common brushtail possum, *Trichosurus vulpecula*, by *Eucalyptus* terpenes

Georgia J Pass<sup>a,\*</sup>, Stuart McLean<sup>a</sup>, Ieva Stupans<sup>b</sup>



Alpha-pinene: Human health tier II assessment

[https://www.industrialchemicals.gov.au/sites/default/files/Alpha-pinene\\_Human%20health%20tier%20II%20assessment.pdf](https://www.industrialchemicals.gov.au/sites/default/files/Alpha-pinene_Human%20health%20tier%20II%20assessment.pdf)

MOLECULAR ECOLOGY

Volume 29, Issue 9

May 2020

Pages 1674-1683

ORIGINAL ARTICLE

Strategies in herbivory by mammals revisited: The role of liver metabolism in a juniper specialist (*Neotoma stephensi*) and a generalist (*Neotoma albigula*)

Teri J. Orr<sup>a</sup>, Smiljka Kitanovic<sup>a</sup>, Katharina M. Schramm<sup>a</sup>, Michele M. Skopec<sup>a</sup>, P. Ross Wilderman<sup>a</sup>, James R. Halpert<sup>a</sup>, M. Denise Dearing<sup>a</sup>

The cytochrome P450 CYP6DE1 catalyzes the conversion of  $\alpha$ -pinene into the mountain pine beetle aggregation pheromone *trans*-verbenol

Christine C. Chiu<sup>a</sup>, Christopher I. Keeling<sup>a</sup> & Joerg Bohlmann<sup>a</sup>

<https://www.nature.com/articles/s41598-018-38047-8>




# Need for FS NAMs methods and foresight

Proving method  
reproducibility  
(in-house and between  
laboratories)  
is recommended **SCIENTIFIC  
GOOD PRACTICE** prior to using  
**NAMs** to generate data and is  
essential for regulatory use of the  
data.

#GrowingTogether  
#StrongerTogether  
#Paradigmshift to  
#humanrelevant #qualityscience

Fast-response for  
emerging hazards  
Target groups:

National authorities, policy  
makers and risk managers,  
research, industry,  
consumers, society,  
professional associations,  
ad hoc young people  
structured group to guarantee  
a systemic approach and  
cross-sectorial approach for  
global uptake of **NAMs** in food  
safety testing



## Stay in touch



EU Science Hub: [ec.europa.eu/jrc](https://ec.europa.eu/jrc)



Twitter: [@EU\\_ScienceHub](https://twitter.com/EU_ScienceHub)



YouTube: [EU Science Hub](https://www.youtube.com/EU_Science_Hub)



LinkedIn: [Joint Research Centre](https://www.linkedin.com/company/joint-research-centre)



Facebook: [EU Science Hub - Joint Research Centre](https://www.facebook.com/EU_Science_Hub_-_Joint_Research_Centre)

[Sandra.COECKE@ec.europa.eu](mailto:Sandra.COECKE@ec.europa.eu)



Twitter: [@SandraCoecke](https://twitter.com/SandraCoecke)



LinkedIn: [Sandra Coecke](https://www.linkedin.com/in/SandraCoecke)

